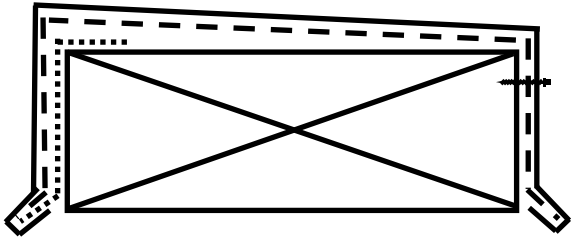


Name \_\_\_\_\_ Date \_\_\_\_\_  
 Phone \_\_\_\_\_ PO Number \_\_\_\_\_  
 Metal Type \_\_\_\_\_ Metal Gauge \_\_\_\_\_  
 Color \_\_\_\_\_

804.622.2900  
 sales@virginiaslate.com

## Perimeter Coping Assemblies

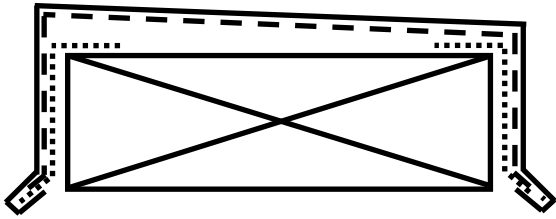
### Front Cleat Wall Coping Front Cleat screwed back



Roof side

Total Linear Footage	Cleat	Splice Plates
	Yes No	Yes No
Front Face Total Length	Top Length	Back Face Length

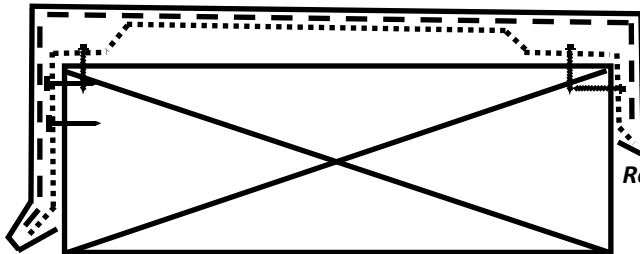
### Double Cleat Wall Coping Front and Back Cleat



Roof side

Total Linear Footage	Splice Plates	
	Yes No	
Front Face Length	Top Length	Back Total Face Length

### Saddle Cleat Wall Coping 22 ga. Saddle cleat, 12" wide Spaced 40" O.C.



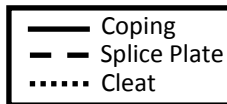
Roof side

Total Linear Footage	Splice Plates	
	Yes No	
Front Face Length	Top Length	Back Total Face Length

All hems 1/2" unless otherwise specified.

Face length includes kick.

4" most common Back Face Length.



**Customer Signature** \_\_\_\_\_

**Date** \_\_\_\_\_

ACCESSORIES	Quantity
Tape (45 ft per roll)	
Caulk	
Screws (per 250)	
Pop Rivets (200)	
Paint Pen	